






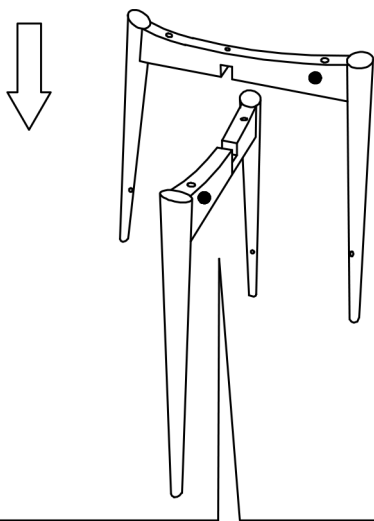
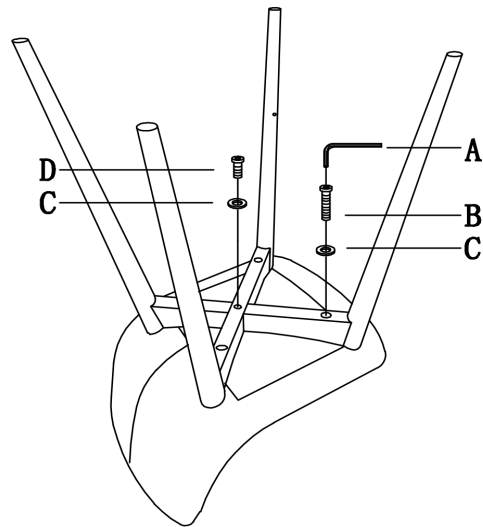
E	M6x20		4
D	M6x50		1
C	∅6		5
B	M6x70		4
A	4mm		1
NO.	SIZE	DIAGRAM	QTY

FIG. 1



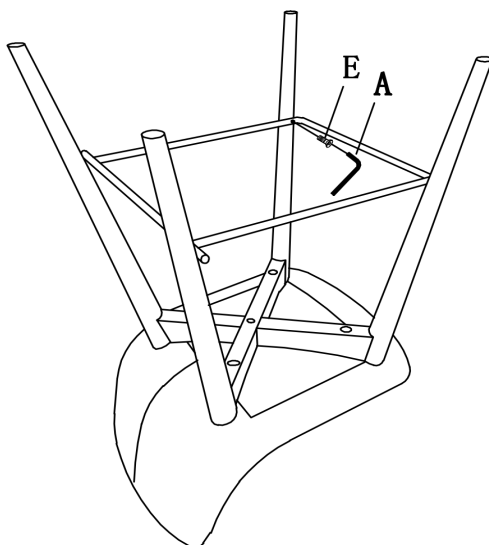
Tips: please assemble the part with green point at the front side!

FIG. 2



Tip: do not tighten the screws now!

FIG. 3



Tip: tighten all screws after the footrest is assembled!

FIG. 4

